


dyson supersonic

Operating Manual



IMPORTANT SAFETY INSTRUCTIONS

BEFORE USING THIS
APPLIANCE READ ALL
INSTRUCTIONS AND
CAUTIONARY MARKINGS IN
THIS MANUAL AND ON THE
APPLIANCE

When using an electrical appliance, basic precautions should always be followed, including the following:

WARNING

THE CONCENTRATOR AND
DIFFUSER ACCESSORIES
CONTAIN MAGNETS.

TO REDUCE THE RISK OF FIRE,
ELECTRIC SHOCK, OR INJURY:

1. Keep away from pacemakers, defibrillators, credit cards and electronic storage media.

WARNING

THESE WARNINGS APPLY
TO THE APPLIANCE,
AND ALSO WHERE
APPLICABLE, TO ALL TOOLS,
ACCESSORIES, CHARGERS OR
MAINS ADAPTORS.

2. This Dyson appliance can be used by children aged from 8 years and above and persons with reduced physical, sensory or reasoning capabilities, or lack of experience and knowledge, only if they have been given supervision or instruction by a responsible person concerning use of the appliance in a safe way and understand the hazards involved. Cleaning and user maintenance shall not be made by children without supervision.
3. Do not allow to be used as a toy. Close attention is necessary when used by or near children. Children should be supervised to ensure that they do not play with the appliance.
4. If the appliance is used in a bathroom, unplug after use. The proximity of water presents a hazard even when the appliance is switched off.




5. **WARNING:** Do not use this appliance near bathtubs, showers, basins or other vessels containing water.
6. If the supply cord is damaged, it must be replaced or repaired

by the manufacturer, its service agent or similarly qualified persons in order to avoid a hazard.

7. This appliance has a non- self resetting thermal cut out safety device to prevent overheating. If your appliance cuts out, unplug it from the mains supply socket and leave to cool.
8. **CAUTION:** In order to avoid a hazard due to inadvertent resetting of the thermal cut-out, this appliance must not be supplied through an external switching device, such as a timer, or connected to a circuit that is regularly switched on and off by the utility company, or plugged into any socket where the electrical supply is unstable or likely to be turned off.
9. For additional protection, the installation of a residual current device (RCD) having a rated residual operating current not exceeding 30 mA is advisable. Ask your installer for advice.
10. Do not use the appliance for any other purpose than drying hair.
11. Do not handle any part of the plug or appliance with wet hands.

12. Do not unplug by pulling on the cable. To unplug, grasp the plug, not the cable. The use of an extension cable is not recommended.
13. Do not stretch the cord or place the cord under strain. Keep the cord away from heated surfaces and do not wrap the cord around the appliance.
14. Do not use any lubricants, cleaning agents, polishes or air fresheners on any part of the appliance.
15. Contact the Dyson Helpline when service or repair is required. Do not disassemble the appliance as incorrect reassembly may result in an electric shock or fire.
16. If the appliance is not working as it should, has received a sharp blow, has been dropped, damaged, left outdoors, or dropped into water, do not use and contact the Dyson Helpline.



The air exit and metal ring may be hot during use. Allow to cool before handling.

Thank you for buying the Dyson Supersonic™ hair dryer.

After registering your free 2 year guarantee, your Dyson appliance will be covered for parts and labour for 2 years from the date of purchase, subject to the terms of the guarantee. If you have any questions about your Dyson appliance, call the Dyson Helpline with your serial number and details of where/when you bought the appliance.

Most questions can be solved over the phone by one of our trained Dyson Helpline staff.

Visit www.dyson.co.uk/support (UK) or www.dyson.ie/support (ROI) for online help, support videos, general tips and useful information about Dyson.

This product is for household use and it is not intended for business purposes.

Using this appliance for professional or commercial purposes will invalidate the guarantee.

Your serial number can be found on the rating plate located on the cable label, towards the plug.

Note your serial number for future reference on the back page of this manual.



This illustration is for example purposes only.

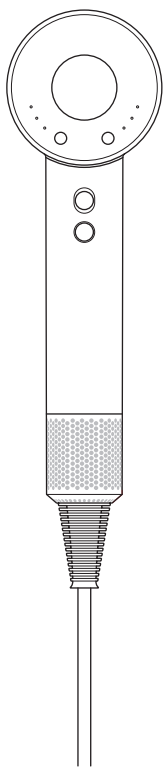
Hair dryers with big bulky motors have to put them in the head – that's why hair dryer design hasn't changed since the 1960s.

We've turned convention on its head and put our powerful digital motor in the handle.

We also made the Dyson Supersonic™ hair dryer intelligent, by giving it a clever microprocessor which regulates temperature to help prevent extreme heat damage to protect natural shine.

In the box


Dyson
Supersonic™
hair dryer



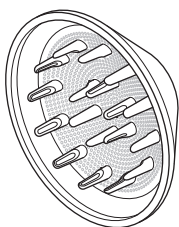
Smoothing
nozzle




Styling
concentrator



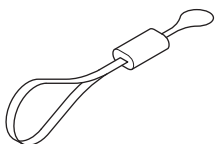
Diffuser



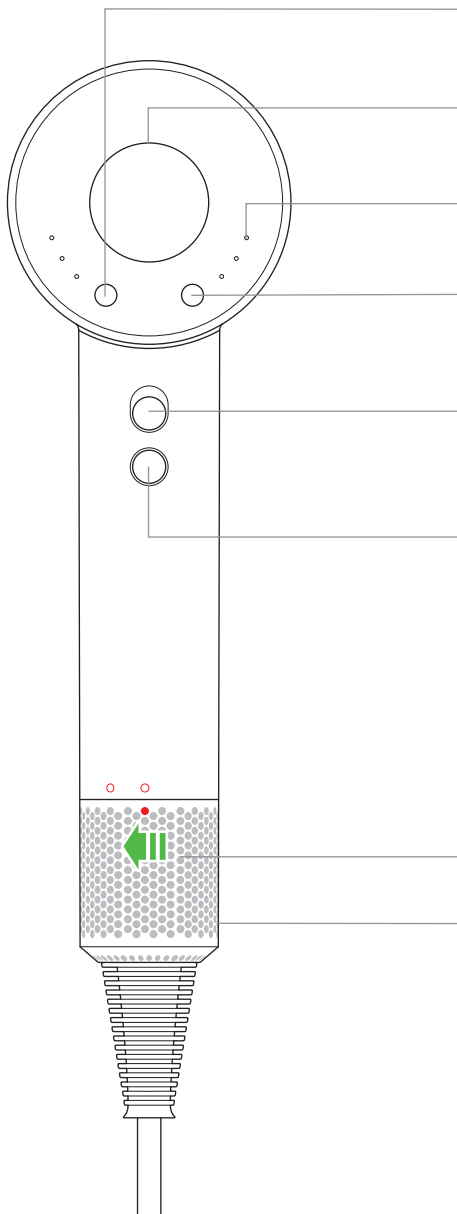
Non-slip mat



Storage
hanger



Functions





Airflow control
3 precise settings.

Negative ions
Helps reduce static.

LEDs



Temperature control
4 precise heat settings.
Including a cold setting
to fix your style.



Power on/off
Sliding switch.



Cold shot
Press and hold to deactivate
heat and set style.


Air inlet

Removable filter cage
Easy to remove for cleaning.

Attachments

Magic magnetic holding

Magnetic accessories can be quickly and easily attached to the front of the appliance. They can be rotated 360° so you can position them precisely where you need them.

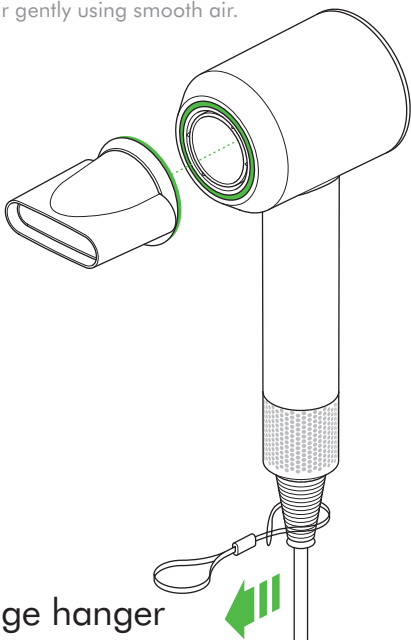


Heat Shield technology

Keeps the surface of the attachments cool for easy adjustment and close-up styling.

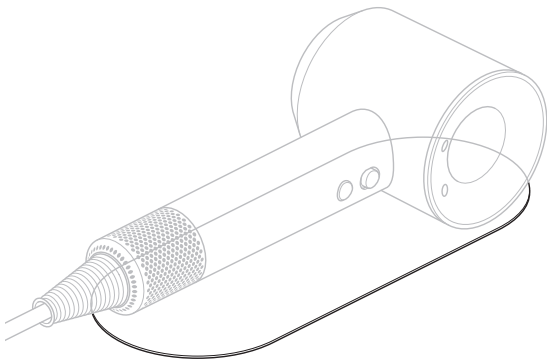
Smoothing nozzle

Dries hair gently using smooth air.



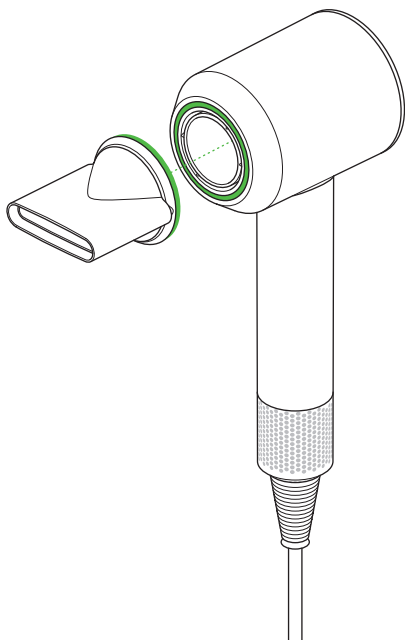
Storage hanger and non-slip mat

If you store your appliance on a hook, attach the storage hanger to the ribbed section at the base of the handle.



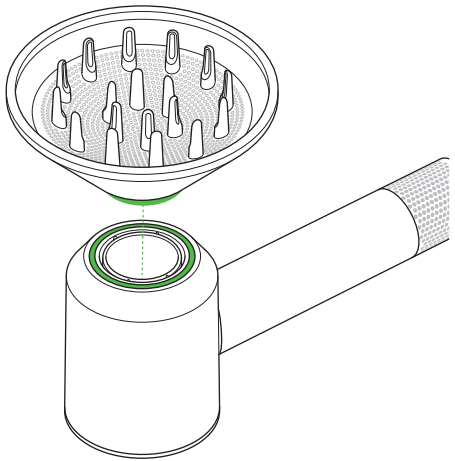
Styling concentrator

Fast, precise airflow for controlled styling,
one section at a time.



Diffuser

Evenly disperses airflow to dry curls gently and help reduce frizz. Recommended for use on the low temperature and flow settings.



LEDs



Settings

When solid, the LED lights indicate which settings you're using.

Flow

- ● ● Fast
- ● Medium
- Gentle

Temperature

- ● ● High
- ● Medium
- Low/scalp mode

No red LED ○ Constant cold/cold shot

Maximum operating temperature in normal working conditions: 105°C

Maximum thermistor temperature at safety shut down: 145°C

Diagnostics

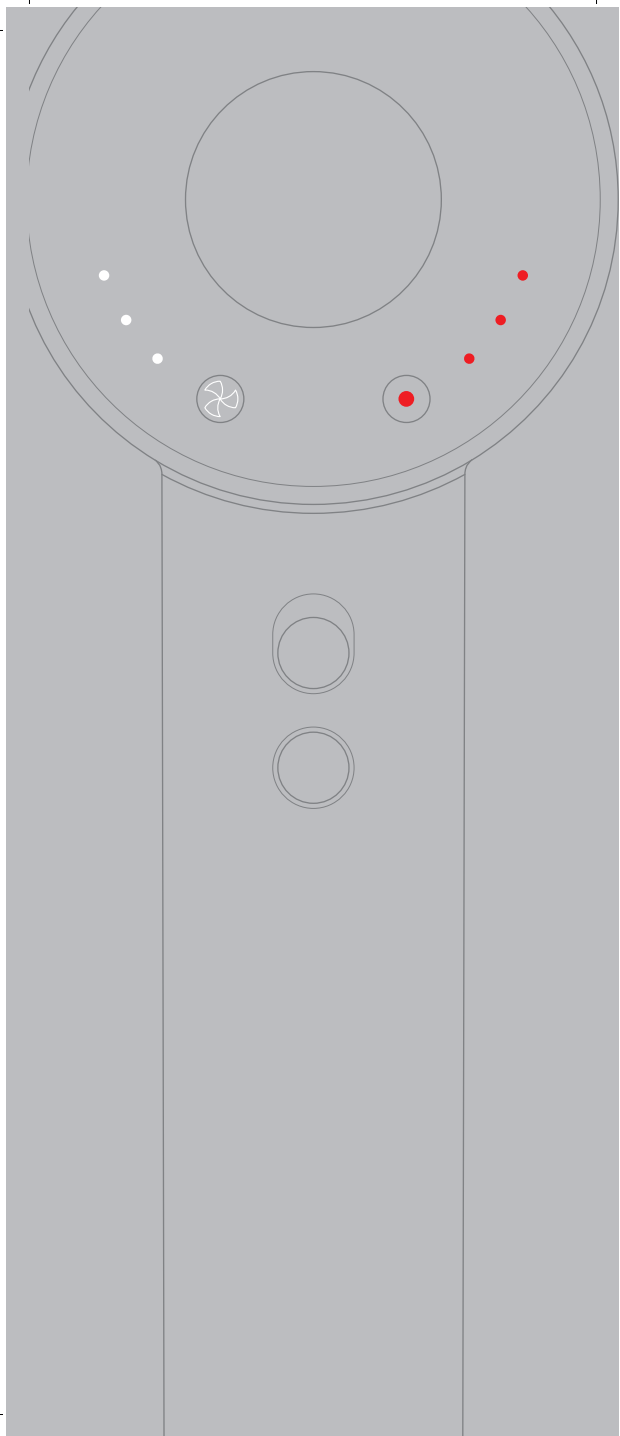
The LEDs will flash indefinitely to communicate one of the following warnings:



Clean filter. See the Cleaning section for details.



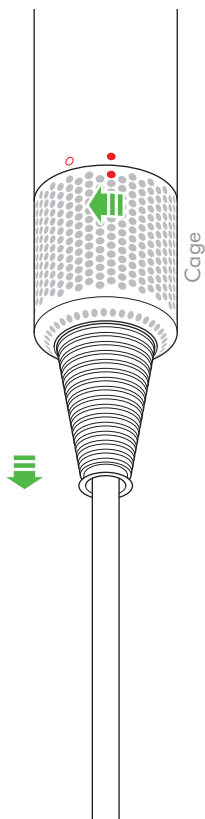
Contact call centre



Cleaning

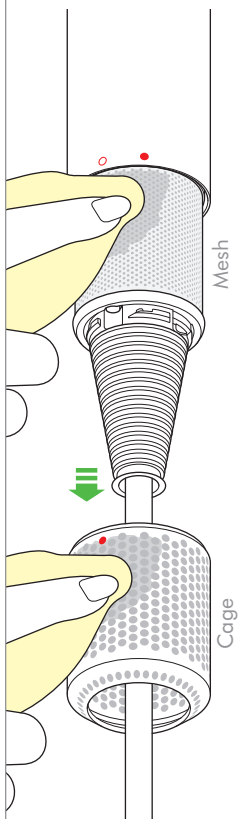
Ensure that you unplug your appliance from the mains electricity supply before cleaning your filter.

1




Hold the handle of your appliance firmly and rotate the filter cage anti-clockwise.

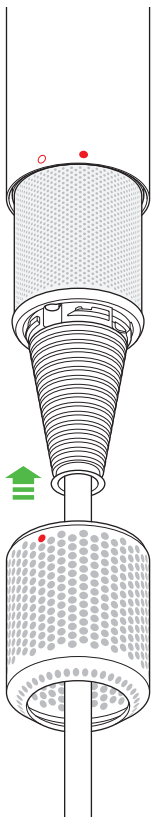
2



Pull down and away from the appliance. Use a lint-free cloth or soft brush to remove any dust or debris from both the filter cage and the filter mesh.




3



Do not use water to clean the filter.

Do not apply too much pressure to the filter mesh.

4



Rotate the filter cage back into position, ensuring the correct alignment.

Rotate clockwise to lock before use.

USING YOUR DYSON APPLIANCE

PLEASE READ THE 'IMPORTANT SAFETY INSTRUCTIONS' IN THIS DYSON OPERATING MANUAL BEFORE PROCEEDING.

LOOKING AFTER YOUR DYSON APPLIANCE

- Do not carry out any maintenance or repair work other than that shown in this Dyson Operating Manual, or advised by the Dyson Helpline.
- Always disconnect the plug from the mains before inspecting for problems. If the appliance will not operate, first check the mains socket has electricity supply and that the plug is properly inserted into the socket.

DISPOSAL INFORMATION

- Dyson products are made from high grade recyclable materials. Recycle where possible.
- This marking indicates that this product should not be disposed with other household wastes throughout the EU. To prevent possible harm to the environment or human health from uncontrolled waste disposal, recycle it responsibly to promote the sustainable reuse of material resources. To return your used device, please use the return and collection systems or contact the retailer where the product was purchased. They can take this product for environmentally safe recycling.



DYSON CUSTOMER CARE

THANK YOU FOR CHOOSING TO BUY A
DYSON APPLIANCE

After registering your free 2 year guarantee, your Dyson appliance will be covered for parts and labour for 2 years from the date of purchase, subject to the terms of the guarantee. If you have any questions about your Dyson appliance, call the Dyson Helpline with your serial number and details of where/when you bought the appliance.

Most questions can be solved over the phone by one of our trained Dyson Helpline staff.

Visit www.dyson.co.uk/support (UK) or www.dyson.ie/support (ROI) for online help, support videos, general tips and useful information about Dyson.

Your serial number can be found on the rating plate located on the cable label, towards the plug. Note your serial number for future reference on the back page of this manual.

If your Dyson appliance needs to be repaired, call the Dyson Helpline so we can discuss the available options.

If your Dyson appliance is under guarantee, and the repair is covered, it will be repaired at no cost.

PLEASE REGISTER AS A DYSON APPLIANCE OWNER

To help us ensure you receive prompt and efficient service, please register as a Dyson appliance owner. There are three ways to do this:

- Online at www.dyson.co.uk/register (UK) or www.dyson.ie/register (ROI).
- Telephone the Dyson Helpline on 0800 298 0298 (UK) or 01 475 7109 (ROI).
- Complete the enclosed form and post it to us. This will confirm ownership of your Dyson appliance in the event of an insurance loss, and enable us to contact you if necessary.

LIMITED 2 YEAR GUARANTEE TERMS AND CONDITIONS OF THE DYSON 2 YEAR LIMITED GUARANTEE

WHAT IS COVERED

- The repair or replacement of your Dyson appliance (at Dyson's discretion) if it is found to be defective due to faulty materials, workmanship or function within 2 years of purchase or delivery (if any part is no longer available or out of manufacture Dyson will replace it with a functional replacement part).
- Where this machine is sold outside of the EU, this warranty will only be valid if the appliance is used in the country in which it was sold.
- Where this machine is sold within the EU, this warranty will only be valid (i) if the appliance is used in the country in which it was sold or (ii) if the appliance is used in Austria, Belgium, France, Germany, Ireland, Italy, Netherlands, Spain or the United Kingdom and the same model as this appliance is sold at the same voltage rating in the relevant country.

WHAT IS NOT COVERED

Dyson does not guarantee the repair or replacement of a product where a defect is the result of:

- Damage caused by not carrying out the recommended appliance maintenance.
- Accidental damage, faults caused by negligent use or care, misuse, neglect, carelessness or operation or handling of the appliance which is not in accordance with the Dyson Operating Manual.
- Use of the appliance for anything other than as a hair dryer.
- Use of the appliance for professional or commercial purposes.
- Use of parts not assembled or installed in accordance with the instructions of Dyson.
- Use of parts and accessories which are not genuine Dyson components.
- Faulty installation (except where installed by Dyson).
- Repairs or alterations carried out by parties other than Dyson or its authorised agents.
- Normal wear and tear (e.g. fuse etc.).

If you are in any doubt as to what is covered by your guarantee, please contact the Dyson Helpline.

SUMMARY OF COVER

- The guarantee becomes effective at the date of purchase (or the date of delivery if this is later).
- You must provide proof of (both the original and any subsequent) delivery/purchase before any work can be carried out on your Dyson appliance. Without this proof, any work carried out will be chargeable. Keep your receipt or delivery note.
- All work will be carried out by Dyson or its authorised agents.
- Any parts which are replaced by Dyson will become the property of Dyson.
- The repair or replacement of your Dyson appliance under guarantee will not extend the period of guarantee.
- The guarantee provides benefits which are additional to and do not affect your statutory rights as a consumer.

ABOUT YOUR PRIVACY

- Your information will be held by Dyson and its agents for promotional, marketing and servicing purposes.
- If your personal details change, if you change your mind about any of your marketing preferences or if you have any queries about how we use your information, please contact the Dyson Helpline.
- For more information on how we protect your privacy, please see our privacy policy on the Dyson website.



JN.82525 PN.306639-02-03 25.04.16